

**Product Overview:** Single wall mounted glass screen supported by wall brace.

- Features:**
- Contemporary polished aluminium finish
  - Support rails rotate for multi-angle connection
  - Water tight high integrity seal included

- Benefits:**
- Full height glass screens compliment any elegant bathroom
  - Easy installation



**Certification:**



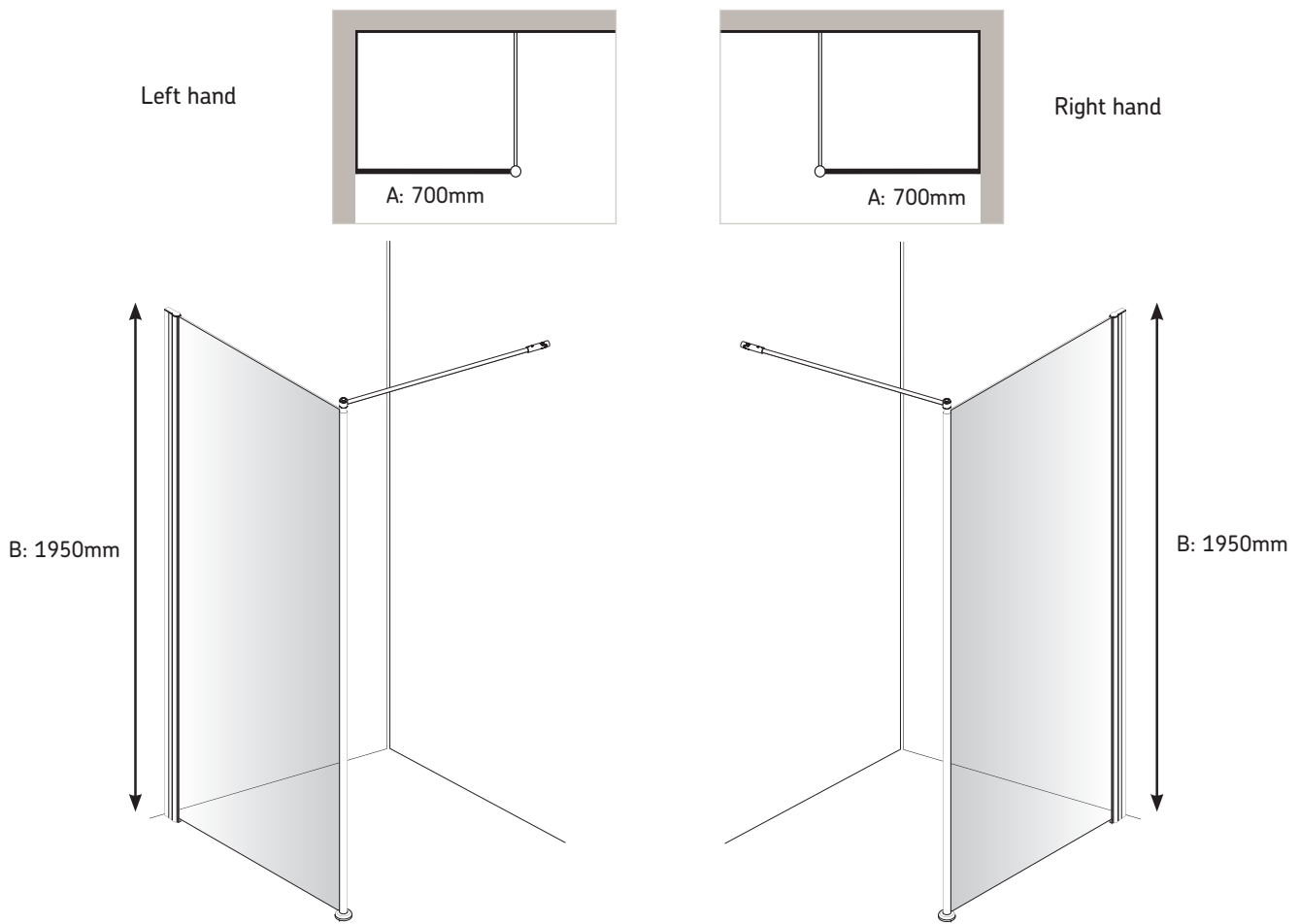
- Safety glass to EN 12600 Class 1

**Product Specification:**

- 6mm Safety glass to EN 12600 Class 1
- Water tight high integrity seal included
- Cut-to-length support rails rotate for multi-angle connections
- 12-15 mm gap to floor for easy cleaning
- Easy to fit
- Can be installed with a variety of shower tray configurations

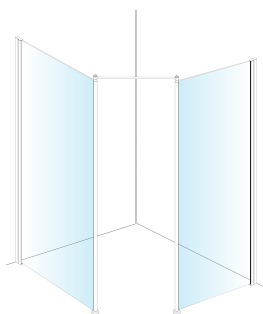
\* The lifetime warranty excludes normal wear and tear in general domestic applications. It applies only to products being installed for the first time and according to relevant local and national regulations.

**Dimensions: Example shown is the 700 x 1950mm Option GA Screen, non handed.**

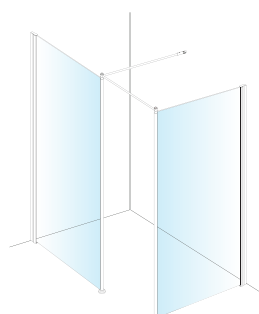


Screen sizes	A	B	Code
700 x 1950mm	700mm	1950mm	LB00105
800 x 1950mm	800mm	1950mm	LB00106
900 x 1950mm	900mm	1950mm	LB00107
1000 x 1950mm	1000mm	1950mm	LB00108

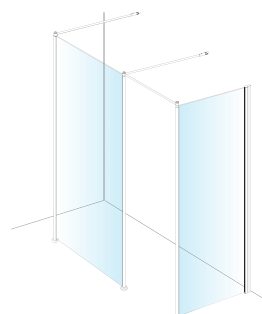
## Level Best<sup>®</sup> Screen Configurations



2 x **GA** wall mounted screens with tie bar



2 x **GA** wall mounted screens & wall braced



1 x **GB** freestanding screen  
1 x **GA** wall mounted screen

Glass screens are 6mm thick

### Tie bars (optional & extra)

- 700mm length **LB00123**
- 800mm length **LB00124**
- 900mm length **LB00125**

### Wall brace

- 1400mm length **LB00126** (can be trimmed)