

BEAUTIFUL BATHROOMS

by **AKW**

Steel Single Ended Bath

Product overview

Sturdy and rigid, our single ended white steel bath range is manufactured from durable, high quality steel with a white enamel finish and comes in three lengths. It is supplied with a lifetime guarantee. It includes two pre-drilled tap holes and also features anti-slip properties which is beneficial if showering over the bath or in high use environments.

Features

- + Finished in a brilliant white
- + Bath comes with two pre-drilled tap holes
- + Can be cleaned regularly without affecting the finish
- + Made from enameled steel (1.8mm)
- + Can be fitted left or right-handed
- + Etched anti-slip dot pattern covers half of the base from the tap end

Benefits

- + Matches other sanitaryware and gives the illusion of more space
- + Saves time and money as you do not have to cut out the tap holes
- + Easy maintenance and hygiene
- + Flexibility with your installation as can be fitted on the left or right in your bathroom
- + The etched anti-slip dot pattern aids in the prevention of accidents when showering over the bath or in high use environments
- + The etched anti-slip dot pattern ensures maximum comfort when bathing



Sizes and Options

There are three sizes available. The height for all sizes can be adjusted from 505 - 590mm (incl.legs):

- + 1500 x 700mm
- + 1600 x 700mm
- + 1700 x 700mm

Guarantee & Approvals



* excludes damage, wear & tear and limescale



BS EN232
BS EN1390
BS EN14516

BEAUTIFUL BATHROOMS

by **AKW**

Steel Single Ended Bath

Product Specification

- + 1.8mm thick (standard gauge 1.5mm pressed steel and 0.3mm enamel)
- + Two pre-drilled tap holes
- + Single ended
- + Plumbing fittings, taps and bath panels can be ordered separately
- + Maximum weight in bath – 250kg / 39st (including water)
- + Installed height: 505mm – 590mm (85mm adjustment on the bath legs)
- + Supplied with legs, handles, plug/chain, waste and overflow

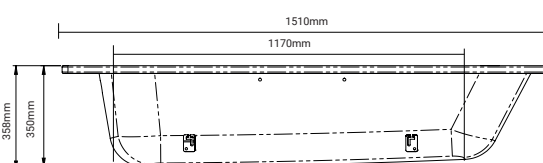
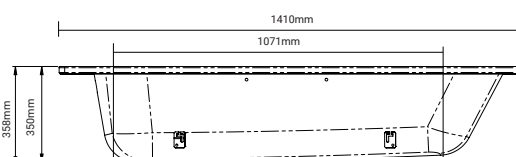
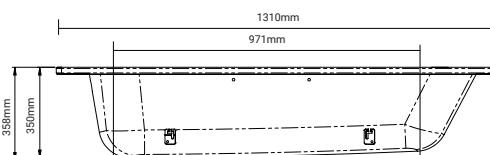
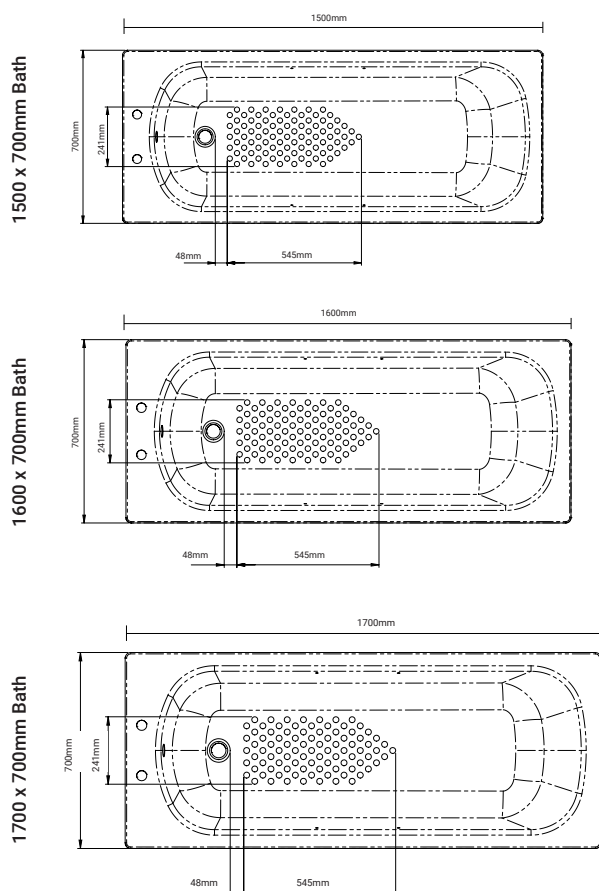
Capacity to overflow

1500x700mm	126l
1600x700mm	138l
1700x700mm	150l

Weight of bath

1500x700mm	24kg
1600x700mm	24.5kg
1700x700mm	26kg

Dimensions



BEAUTIFUL BATHROOMS

by **AKW**

Steel Single Ended Bath

Product Codes:

1700x700mm Steel Bath and Kit	30842
1600x700mm Steel Bath and Kit	30843
1500x700mm Steel Bath and Kit	30844

Related Products:

Bath Leg Assembly	30803
Bath Kit (legs, handles, plug/chain waste & overflow)	30812
Bath Handle Kit	30810
Bath Plug/Chain Waste & Overflow Kit	30811
Extruded PVC Front Panel 1700mm	30828
Extruded PVC End Panel 700mm	30830
Acrylic Bath Panel Single Skin 1700mm	30831
Acrylic End Panel Single Skin 700mm	30832
Acrylic Bath Panel Double Skin 1700mm	30833
Acrylic End Panel Double Skin 700mm	30834
Marlbrook White Gloss End Bath Panel 1700mm	30835
Marlbrook White Gloss End Bath Panel 700mm	30836
Bath Panel Corner Trim*	30813
Fixed Curved Top Bath Shower Screen 300mm	30804
Hinged Curved Top Bath Shower Screen 800mm	30805
Hinged Curved Top Bath Shower Screen 1000mm	30806
Fixed Square Top Bath Shower Screen 300mm	30807
Hinged Square Top Bath Shower Screen 800mm	30808
Hinged Square Top Bath Shower Screen 1000mm	30809
AKW Basic Shower Kit (no rail) 1.5m Hose	30819
AKW Standard Shower Kit (with rail) 1.5m Hose	30820
AKW Care Shower Accessory Kit (with rail) White 2m Hose	30821
AKW Care Shower Accessory Kit (with rail) Chrome 2m Hose	29050CH

BEAUTIFUL BATHROOMS

by **AKW**

Steel Single Ended Bath

Related Products (continued):

Cross Head Bath Taps (pair)	30815
Lever Bath Taps (pair)	30848
AKW Denova Lever Bath Taps (pair)	30814
AKW Denova Bath Shower Mixer Tap (excluding shower Kit)	30816
Thermostatic Peg Lever Bath Shower Mixer Tap (excluding kit)	30817
Full Flow 22mm Isolating valve	30141
End Feed 15mm x 1/2" BSP Straight Tap Connector	30142
End Feed 15mm x 3/4" BSP Straight Tap Connector	30143
End Feed 22mm x 3/4" BSP Straight Tap Connector	30144
1/2" Fibre Tap Washer Pack of 10	30145
3/4" fibre Tap Washer Pack of 10	30146
Universal Top Hat Washer Pack of 10	30147
McAlpine Seal Bath Trap 38mm x 50mm SM10	30851
McAlpine Seal Bath Trap 19mm x 38mm Q10	30852

* Compatible with Marlbrook and Extruded PVC Front & End Panel