


Product Overview: Tuff Form[®] wet floor former used to create a contemporary wet room.

- Features:**
- Suitable for both wooden and concrete installations
 - Work with gravity and pumped wastes
 - Nine sizes available to suit most installation requirements
 - Tuff Form[®] formers are trimmable on 3 sides up to 150mm from the waste area
 - The ribbed design on the underside eliminates slippage or float during installations

- Benefits:**
- Huge choice, so you can create the bathroom you want
 - Stylish, modern designs to give you attractive yet comfortable surroundings
 - Easy to install
 - Superior strength and rigidity, ideal for fitting under the bath in multi-tenant dwellings



Level Best[®]: Tuff Form[®] Former with stainless steel waste & Option GA shower screen



Guarantee & Certification:






Specifier's Guide:

Height of Tray	Wood Floor	Concrete Floor	Screeded Floor	Corner Fitting	Alcove Fitting	Tray Handling	Gravity Waste	Pumped Waste
22 mm	Complete Level Access	✘	Complete Level Access	✔	✔	Non Handed	✔	✔

* The lifetime warranty excludes normal wear and tear in general domestic applications. It applies only to products being installed for the first time and according to relevant local and national regulations.

Product Specification:

- Formed from compressed GRP for exceptional strength and stability (Tuff Form[®] former)
- Due to the compressed GRP the former can be trimmed by 150mm of the waste without losing strength integrity
- Compatible with many AKW waste options, for a stylish look and easy installation: SS-TF75, SS-PGTF, SS-TFWA, 25410-TF75 Bath to tray adaptor
- Pumped waste options available
- 22mm depth
- Pre-formed fixing holes
- Offset waste position to avoid joists pipework
- Maximum weight capacity 40 stone / 254kg
- Tuff Form[®] is the first product in its market sector to have a carbon footprint assessed to the PAS 2050 specification and has undergone verification by the Carbon Trust
- Tuff Form[®] has achieved a European Fire Safety Rating of CFI-s2
- Tuff Form[®] is 5 times more durable than recycled plastic formers when side transferring a 40 stone person, avoiding possible replacement 5 times in the same life cycle
- Tuff Form[®] will not warp or be deformed by temperatures reached in a normal bathroom situation (and has been tested to 100°C)
- The waffle underside of Tuff Form[®] makes it easier to settle into a screeded installation than a smooth underside, which can slide around during installation
- Tuff Form[®] is designed to provide a 'Bathroom for Life'
- Fully recyclable - made from reusable plastic
- In the event of needing to recycle a Tuff Form[®], it is 100% recyclable at any local plant
- A recycled Tuff Form[®] creates a Grade 1 material which can be used in ANY glass reinforced products
- Hundreds of thousands of Tuff Forms[®] have been installed across the world
- Tuff Form[®] is widely used in the US and has been tested to ANSI Z124.1.2-2005

Product Code:

Codes	Description
21000	Level Best [®] 900 x 900 tray only
21008	Level Best [®] 1000 x 1000 tray only
21012	Level Best [®] 1135 x 770 tray only
21018	Level Best [®] 1200 x 1200 tray only
21027	Level Best [®] 1300 x 820 tray only
21028	Level Best [®] 1400 x 900 tray only
21036	Level Best [®] 1500 x 820 tray only
21045	Level Best [®] 1500 x 1200 tray only
21050	Level Best [®] 1800 x 820 tray only

Tuff Form[®] Former with TF75 wastes kits available.

Tuff Form[®] Former with waste adaptor and standard waste kits available

Level Best[®] – 900 x 900

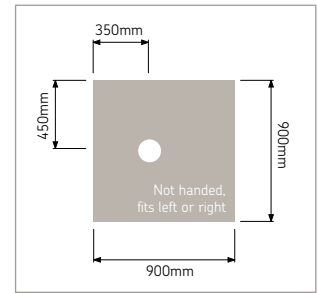

Compatible Level Best[®] glass shower screens:

GA **GB**

Compatible Silverdale[®] shower screens:

EW **HFW**

Former only code: **21000**



Level Best[®] – 1000 x 1000

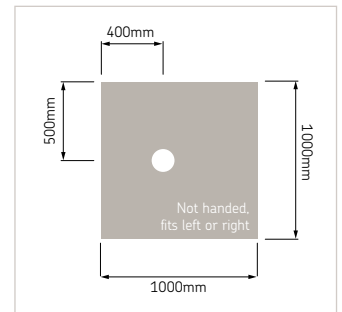

Compatible Level Best[®] glass shower screens:

GA **GB**

Compatible Silverdale[®] shower screens:

EW **HFW**

Former only code: **21008**



Level Best[®] – 1135 x 770

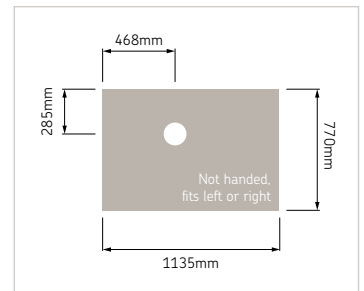

Compatible Level Best[®] glass shower screens:

GA **GB**

Compatible Silverdale[®] shower screens:

EW **HFW**

Former only code: **21012**



Level Best[®] – 1200 x 1200

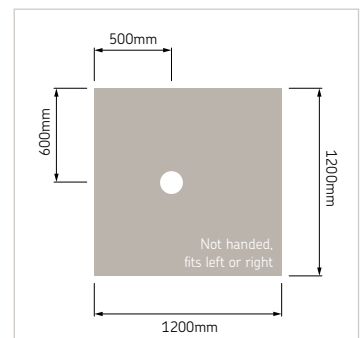

Compatible Level Best[®] glass shower screens:

GA **GB**

Compatible Silverdale[®] shower screens:

EW **HFW** **MW**

Former only code: **21018**



Level Best[®] – 1300 x 820

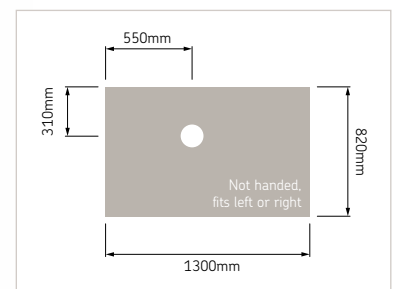

Compatible Level Best[®] glass shower screens:

GA **GB**

Compatible Silverdale[®] shower screens:

EW **HFW** **NW**

Former only code: **21027**



Level Best[®] – 1400 x 900

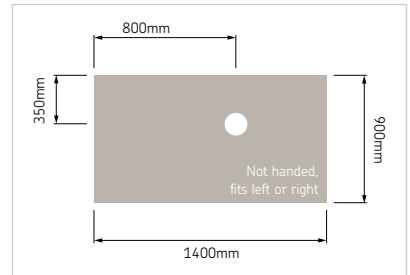

Compatible Level Best[®] glass shower screens:

GA GB

Compatible Silverdale[®] shower screens:

EW HFW NW

Former only code: 21028



Level Best[®] – 1500 x 820

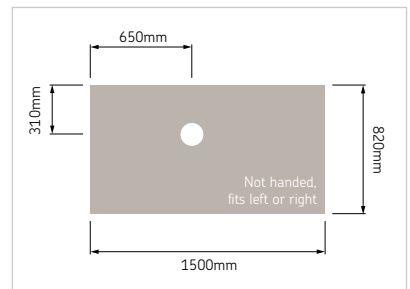

Compatible Level Best[®] glass shower screens:

GA GB

Compatible Silverdale[®] shower screens:

EW HFW NW

Former only code: 21036



Level Best[®] – 1500 x 1200

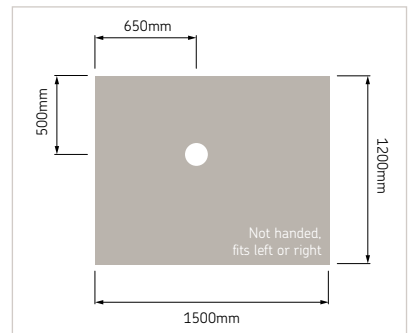

Compatible Level Best[®] glass shower screens:

GA GB

Compatible Silverdale[®] shower screens:

HFW NW

Former only code: 21045



Level Best[®] – 1800 x 820

Compatible Level Best[®] glass shower screens:

GA GB

Compatible Silverdale[®] shower screens:

HFW

Former only code: 21050

