

Product Overview

Origins wall panels are designed for internal use, both in wet and dry rooms in commercial, domestic and public areas. They are predominately used in bathrooms, wet rooms, shower enclosures and areas that are exposed to water. They can also be used in several other applications requiring hygienic wall cladding.

Features:

- + Available in 16 contemporary decors
- + High pressure laminate faces on WPS plywood substrate
- + Each finish is available in three sizes:
1200mm square edge, 900mm and 600mm Nu-Lock
- + All wall panels are supplied 11mm thick
- + Minimal time and equipment required for installation
- + Hard wearing structural grade material
- + Multiple extrusions available
- + Low maintenance bathroom solution

Benefits

- + Add contemporary style to your space with a wide choice of decors inspired by the latest interior design trends
- + The printed paper design is impregnated with phenolic and melamine resins, dried and compressed to form a hard wearing high pressure laminate coating
- + Nu-Lock is a tongue and groove click system providing a subtle, seamless finish and is an alternative to installing two panels with a straight joint profile.
- + Quick and easy to fit with the items in your toolbox. No specialist skills or equipment needed to install
- + Wall panels are made of structural materials, which means fixtures such as shower seats and grab rails can be fitted securely, without impacting weight loading
- + A wide variety of extrusions are available, offering a solution to any installation challenge you may face
- + Maintenance free, no need for additional grouting



Sizes

Origins wall panels are supplied in an 11mm thickness in three standard sizes:

2400mm x 600mm

(T&G design – 580mm actual panel width)

2400mm x 900mm

(T&G design – 880mm actual panel width)

2400mm x 1200mm

(Straight edge – 1180mm actual panel width)

Origins wall panels can also be cut to specific sizes to suit the customers' requirements.

Weight

Plywood – 8 kilos per m²

2400mm x 600mm	12 kg
2400mm x 900mm	18 kg
2400mm x 1200mm	24 kg

Construction

Origins panels are manufactured using a 5-layer plywood core. The boards are bonded to HPL (high pressure laminate) to the front face and a backing HPL to reverse. The core is FSC certified and suitable for wet rooms, showers and areas with extremely high humidity.

The paper is impregnated with phenolic and melamine resins, dried and compressed to form a hard wearing, stable coating.

Tolerances

- + Length +/- 1.5mm
- + Width +/- 0.5mm
- + Thickness +/- 0.5mm
- + Difference from level +/- 0.2mm
- + Curving Convex - 1.00mm
- + Curving Concave - 2mm

Fitting

Panels can be installed directly onto a concrete wall, plasterboard or over existing tiles. Timber framing may be required to achieve the flat surface required for fitting.

Installation

It is essential that any exposed core material on the panels is covered. This is achieved by using aluminium wallboard sections (profiles), which must be sealed before fitting. Any screws used must be counter-sunk anti-corrosive, and panels must be adhered with a high tensile adhesive. All joints, including between panels and profiles must be sealed using sealant.

Recommended adhesive:

Everbuild Stixall adhesive

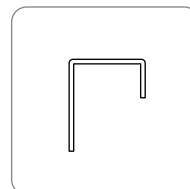
Recommended sealant:

Silicone

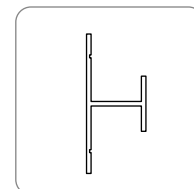
Recommended screws:

No.6 x 18mm (3/4")

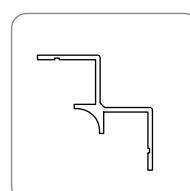
Profile Types (2500mm long)



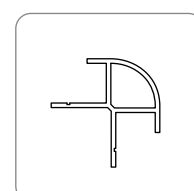
End Cap



Straight Join
(Continuous)



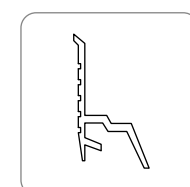
Internal
Corner



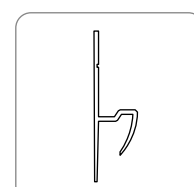
External
Corner

The above are available in Chrome, White or SAA (satin anodised aluminium) as standard.

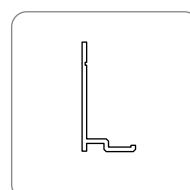
Profile Types (3000mm long)



PVC Bottom to
Tray Profile



PVC Bottom to
Vinyl Profile



Aluminium Bottom
Tile Profile

Cutting

Origins wall panels can easily be cut with either a hand tool or a suitable power tool. If using a handsaw then cut with the decorative side face up, and if using a circular saw then the decorative side should be face down.

Storage

Panels should be stored flat, covered and in a dry environment with the decorative surfaces facing each other. Being of timber construction, it is recommended that the panels are acclimatised within the area they are to be fitted for at least 3 days prior to install.

Cleaning & Maintenance

The laminate surface is best kept clean by using a wet cloth and a mild detergent. On no account should scouring pads and harsh abrasive cleaning agents be used.

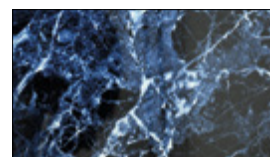
Guarantee




A 10-year warranty is offered on Origins wall panels, on the condition they have been fitted as per our recommendations and our detailed installation guidelines followed.




Alpino




Aqua Bonito




Arctic Shimmer*




Beige Eiger




Black Bonito*




Blue Eiger




Cloudy Marble




Grey Bonito



Moonlight Shimmer



Oyster Marble




Toffee Marble



Travertino*



Twilight Marble



White Bonito



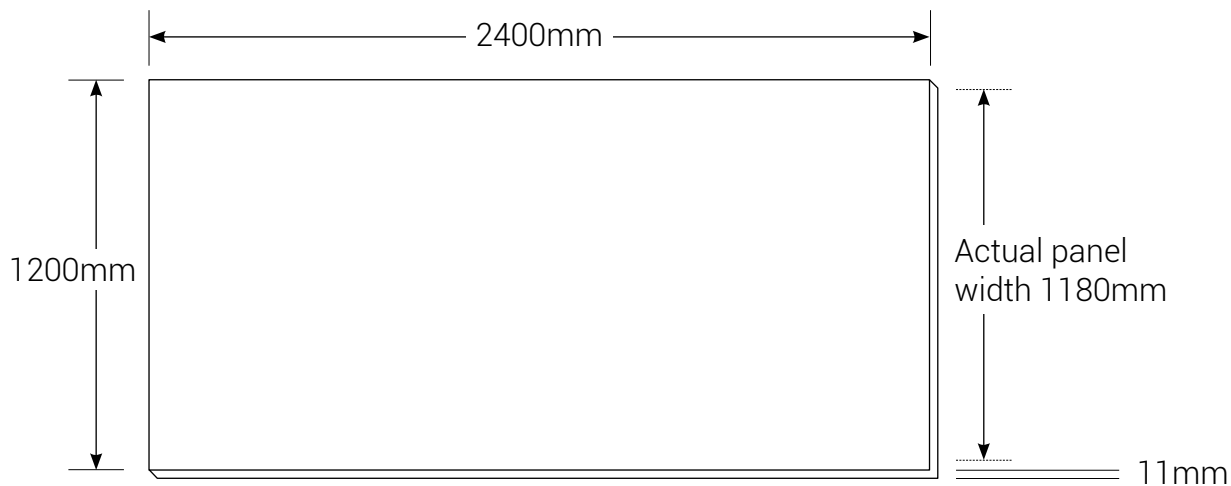
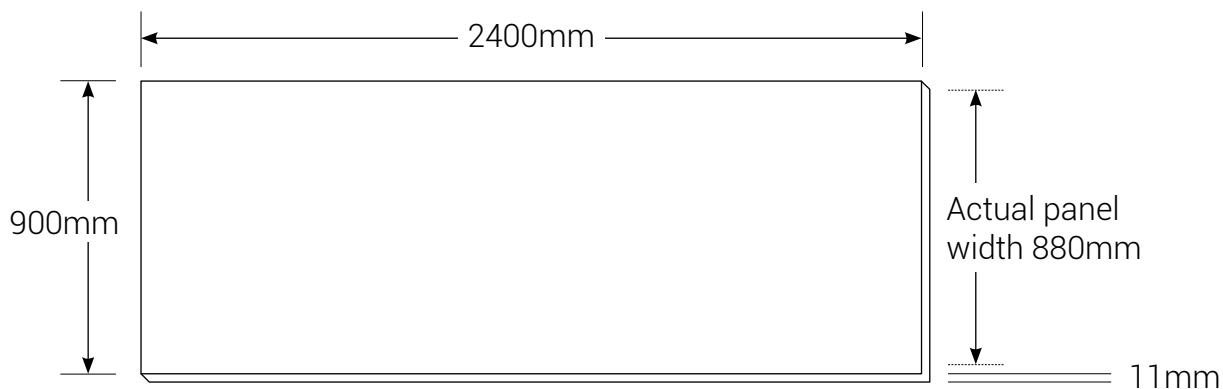
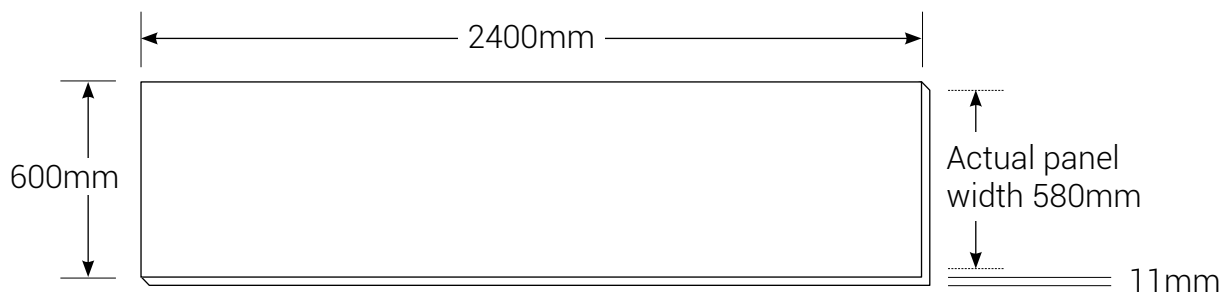
White Frost



White Gloss*

* Stocked colour

Dimensions



Product Codes

27724ALP	Alpino 600mm T&G Perform Panel
27723ALP	Alpino 900mm T&G Perform Panel
27722ALP	Alpino 1200mm Square Edged Perform Panel
27724AQB	Aqua Bonito 600mm T&G Perform Panel
27723AQB	Aqua Bonito 900mm T&G Perform Panel
27722AQB	Aqua Bonito 1200mm Square Edged Perform Panel
27724ATS	Arctic Shimmer 600mm T&G Perform Panel
27723ATS	Arctic Shimmer 900mm T&G Perform Panel
27722ATS	Arctic Shimmer 1200mm Square Edged Perform Panel
27724BGE	Beige Eiger 600mm T&G Perform Panel
27723BGE	Beige Eiger 900mm T&G Perform Panel
27722BGE	Beige Eiger 1200mm Square Edged Perform Panel
27724BKB	Black Bonito 600mm T&G Perform Panel
27723BKB	Black Bonito 900mm T&G Perform Panel
27722BKB	Black Bonito 1200mm Square Edged Perform Panel
27724BLE	Blue Eiger 600mm T&G panel
27723BLE	Blue Eiger 900mm T&G panel
27722BLE	Blue Eiger 1200mm Square edged panel
27724CLM	Cloudy Marble 600mm T&G Perform Panel
27723CLM	Cloudy Marble 900mm T&G Perform Panel
27722CLM	Cloudy Marble 1200mm Square Edged Perform Panel
27724GYB	Grey Bonito 600mm T&G Perform Panel
27723GYB	Grey Bonito 900mm T&G Perform Panel
27722GYB	Grey Bonito 1200mm Square Edged Perform Panel
27724MLS	Moonlight Shimmer 600mm T&G Perform Panel
27723MLS	Moonlight Shimmer 900mm T&G Perform Panel
27722MLS	Moonlight Shimmer 1200mm Square Edged Perform Panel
27724OSM	Oyster Marble 600mm T&G Perform Panel
27723OSM	Oyster Marble 900mm T&G Perform Panel
27722OSM	Oyster Marble 1200mm Square Edged Perform Panel
27724TFM	Toffee Marble 600mm T&G Perform Panel
27723TFM	Toffee Marble 900mm T&G Perform Panel
27722TFM	Toffee Marble 1200mm Square Edged Perform Panel

Product Codes (Continued)

27724TRA	Travertino 600mm T&G Perform Panel
27723TRA	Travertino 900mm T&G Perform Panel
27722TRA	Travertino 1200mm Square Edged Perform Panel
27724TLM	Twilight Marble 600mm T&G Perform Panel
27723TLM	Twilight Marble 900mm T&G Perform Panel
27722TLM	Twilight Marble 1200mm Square Edged Perform Panel
27724WBO	White Bonito 600mm T&G Perform Panel
27723WBO	White Bonito 900mm T&G Perform Panel
27722WBO	White Bonito 1200mm Square Edged Perform Panel
27724WFS	White Frost 600mm T&G Perform Panel
27723WFS	White Frost 900mm T&G Perform Panel
27722WFS	White Frost 1200mm Square Edged Perform Panel
27724WHT	White Gloss 600mm T&G Perform Panel
27723WHT	White Gloss 900mm T&G Perform Panel
27722WHT	White Gloss 1200mm Square Edged Perform Panel

Profiles

27725	White Internal corner for Perform Panels
27726	White H-Section for Perform Panels
27727	White External Corner for Perform Panels
27728	White End Cap for Perform Panels
27716	Satin Anodised Aluminium Internal Corner for Perform Panels
27718	Satin Anodised Aluminium H-Section for Perform Panels
27717	Satin Anodised Aluminium External Corner for Perform Panels
27719	Satin Anodised Aluminium End Cap for Perform Panels
27730	Polished Chrome Silver End Cap for Perform Panels
27731	Polished Chrome Silver External Corner for Perform Panels
27732	Polished Chrome Silver H Section for Perform Panels
27733	Polished Chrome Silver Internal Corner for Perform Panels
27720	Transeal Profile for Perform Panels
27729	Stixall Multi-Purpose Adhesive
27144	Silicon Tube